


IP65

MALIBU PRO

High Stability Professional Billboard
Outdoor Fixed LED Display

Ultra-light and ultra-thin, save the cost of steel structure and installation




High-end module



Aluminum sealed panel

The module and power box support front & rear maintenance. Quick and convenient.

Multiple installation type is supported, like wall-mounted, hanging etc



Super stable, high protection, it can work outdoor for all-weather



Desert

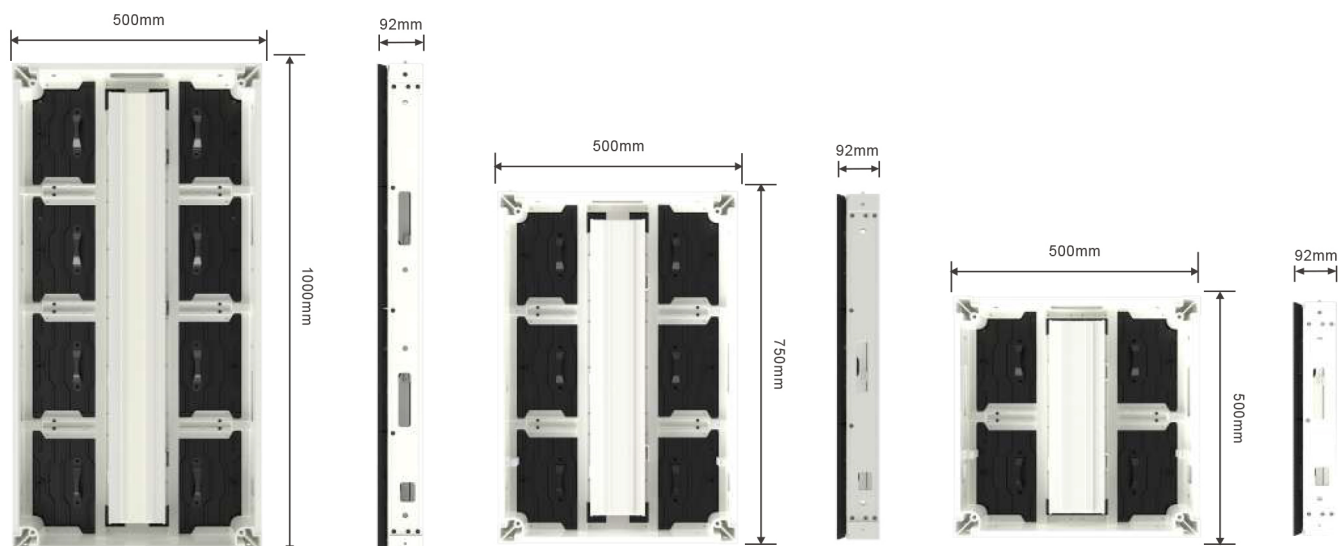


Snowy Day




Rainy Day

Different cabinet sizes, convenient to have more screen size choices



Total front / rear maintenance



Ultra high refresh rate, smooth and clear picture quality



Mixed splicing is supported

500*500mm splice with 500*1000mm easily



MALIBU PRO

MALIBU PRO PARAMETER				
Model	MALIBU Pro 2.6	MALIBU Pro 3.91	MALIBU Pro 4.81	MALIBU Pro 5.95
Pixel Pitch(mm)	P2.6	P3.91	P4.81	P5.95
Physical Density(dot/m ²)	147456	65536	43264	28227
LED Type	SMD1515	SMD1921	SMD1921	SMD1921
Module Size(mm*mm)	250*250	250*250	250*250	250*250
Cabinet Size(mm*mm)	500*500/500*750 /500*1000	500*500/500*750 /500*1000	500*500/500*750 /500*1000	500*500/500*750 /500*1000
Cabinet Weight(±0.25kg)	9 / 12.2 / 16	9 / 12.2 / 16	9 / 12.2 / 16	9 / 12.2 / 16
Cabinet Thickness(mm)	92	92	92	92
Cabinet Resolution(px*px)	192*192/192*288 /192*384	128*128/128*192 /128*256	104*104/104*156 /104*208	84*84/84*126 /84*168
Viewing Angle(°)	160(H)/120(V)	160(H)/120(V)	160(H)/120(V)	160(H)/120(V)
Brightness(cd/m ²)	4000	4500	5000	5000
Greyscale Intensity	16 bit	16 bit	16 bit	16 bit
Color Depth	16 bit	16 bit	16 bit	16 bit
Refresh Rate(Hz)	1920-3840	1920-3840	1920-3840	1920-3840
Max Power Consumption(W/m ²)	608W/m ²	608W/m ²	640W/m ²	608W/m ²
Average Power Consumption(W/m ²)	240W/m ²	240W/m ²	250W/m ²	240W/m ²
Working Temperature(°C)	-20~+60	-20~+60	-20~+60	-20~+60
Working Humidity(RH)	10%-85%	10%-85%	10%-85%	10%-85%
Ingress Protection	IP65	IP65	IP65	IP65
Lifespan	≥ 100,000	≥ 100,000	≥ 100,000	≥ 100,000
Certificates	CE/FCC/EMC	CE/FCC/EMC	CE/FCC/EMC	CE/FCC/EMC

*Ingress Protection (Option) Front IP66

Application Reference



Boston Night Club



Airport Passage



Pedestrians Wall